

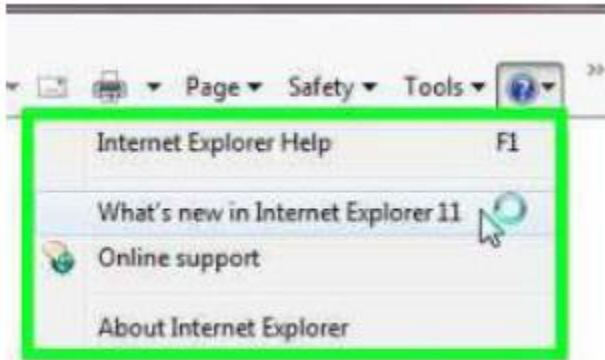
## CHC Radiology Lite 12.4.1 Installation Instructions

**\*\*IMPORTANT\*\***

**Internet Explorer is currently the ONLY supported web browser.  
Chrome and Safari are not currently supported.  
MAC is not supported  
Windows Edge browser will not work**

**You must use Win7, Win 8, Win 10 and IE11.**

If needed, help guide user to checking IE version. Please open Internet Explorer and Click on the Help button.  
Click on About Internet Explorer- to find out what version of IE they are on.



### INSTRUCTIONS TO DOWNLOAD THE LITE CLIENT

**\*\*Note\*\***

**You must have administrative rights on your computer in order to install the Lite Client**

1. Have user enter the PACS URL in the browser: <https://pacs.slhs.org>
2. The following screen will appear. Select the 2nd option Log in with Radiology Station Lite

St. Luke's Regional Medical Center - PACSMIAPP07

## Change Healthcare Radiology Solutions

Change Healthcare Radiology Solutions enables hospitals and clinics to acquire, distribute and archive medical images and diagnostic reports across the enterprise.

Log in with Radiology Station

This viewer includes the complete toolset for clinical reporting of PACS studies.

Log in with Radiology Station Lite

A lighter, faster version of the viewer for non-reporting use. Not sure? [View available features.](#)

Log in without Radiology Station

Includes PACS administration and other PACS-related applications.

Having problems logging in? Try our [Troubleshooting Guide](#).

Copyright 2018 Change Healthcare LLC and/or one of its subsidiaries.

**CHANGE**  
HEALTHCARE

### 3. Select Continue with the installation of CHC Radiology Station Lite.

Note- you must have administrative rights on your computer in order to install the Lite client

- If prompted to install an add-on first, select select the *CONTINUE WITH THE INSTALLATION LINK*

## Change Healthcare Radiology Solutions Radiology Station Lite Installation


Continue with the [installation of Change Healthcare Radiology Solutions Radiology Station Lite](#). You must be an administrator or power user to install it.

Clinical reporting and [advanced features](#) are only available in the full version of Change Healthcare Radiology Solutions Radiology Station. To access these features, Change Healthcare Radiology Solutions Radiology Station must be re-installed.

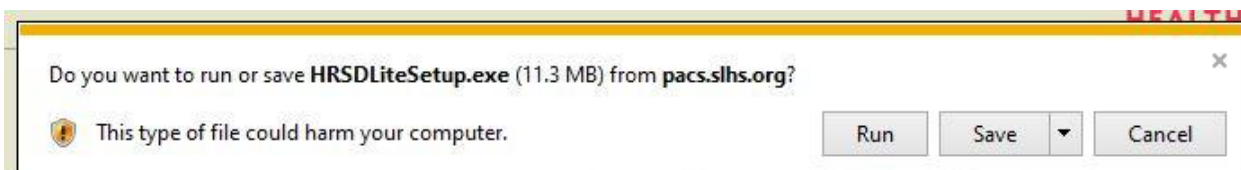
**Warning:** If you encounter issues with the installation, you may have to manually remove the previous version. Follow these steps to remove Change Healthcare Radiology Solutions Radiology Station Lite. You must be an administrator to remove programs.

1. Open the windows **Start** menu, and select **Control Panel**.
2. Under **Programs** select **Uninstall a program**.
3. Select **Change Healthcare Radiology Solutions Radiology Station Lite** and click **Uninstall**.


[Return to main page](#)



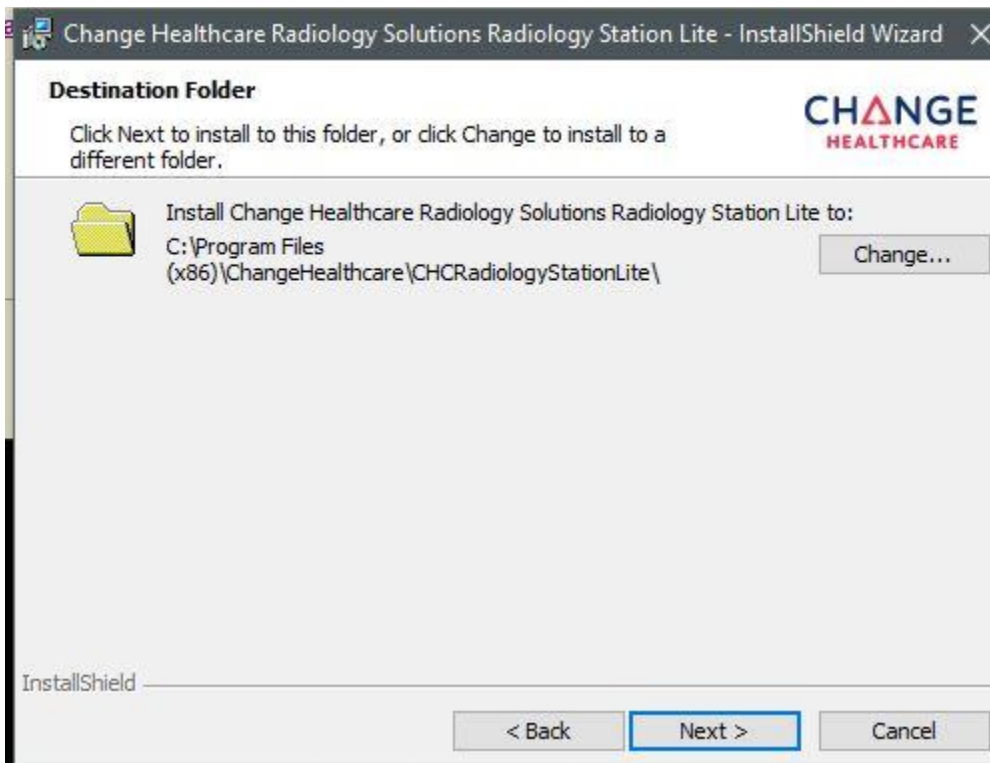
### 4. Select Run



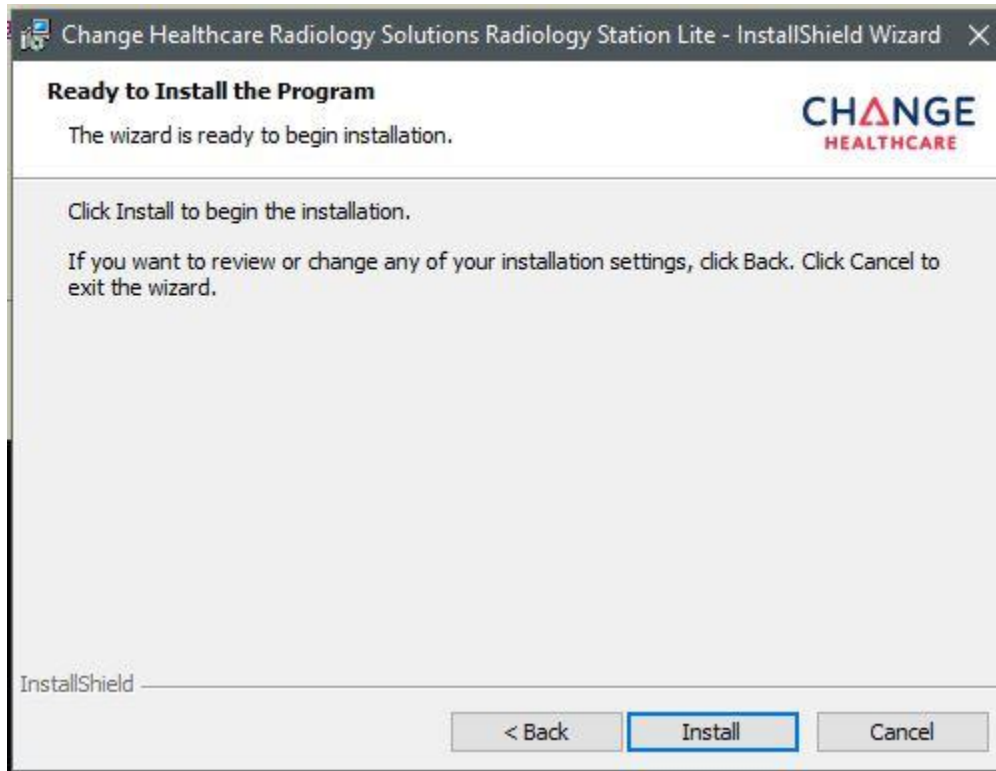
### 5. Click NEXT



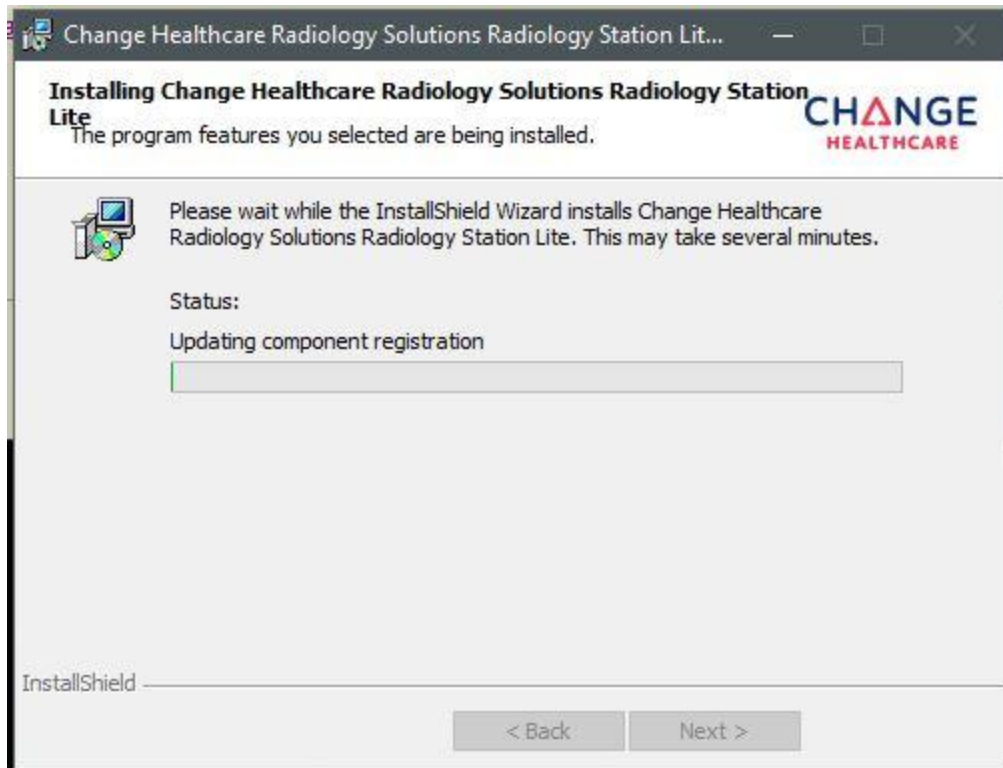
## 6. Click NEXT



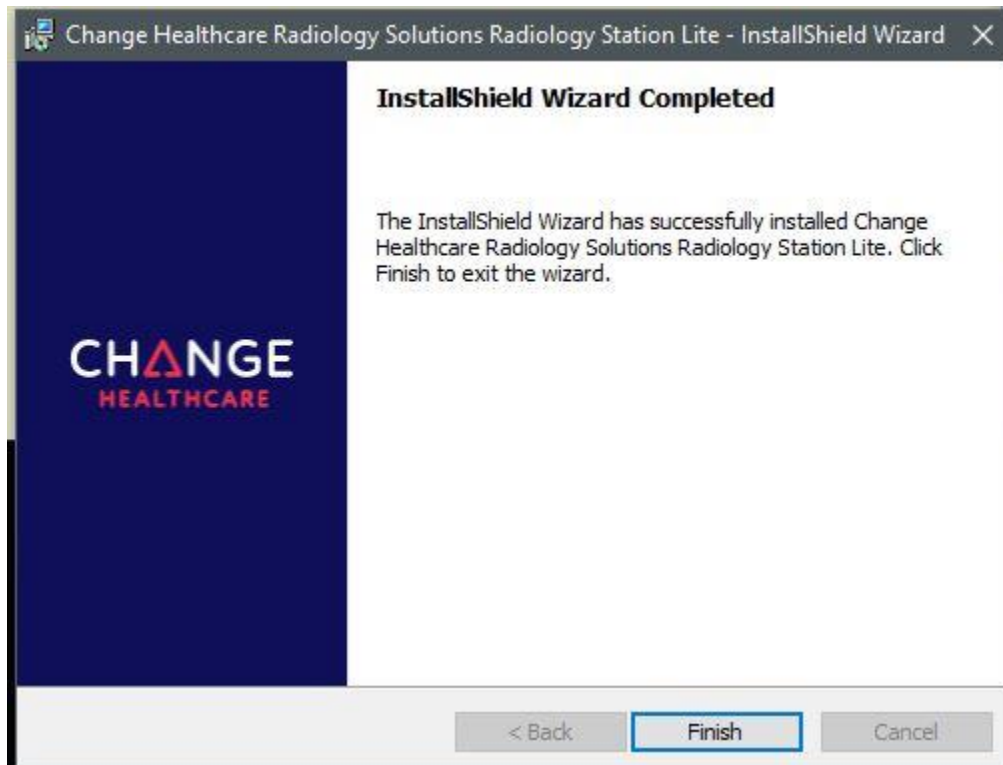
## 7. Select INSTALL



8. The install progress bar will appear and the software will begin to load.



9. Select **Finish**



10. Click Next

## Change Healthcare Radiology Solutions Radiology Station Lite Update Finished

Next >

**CHANGE**  
HEALTHCARE

11. Close the browser

## Change Healthcare Radiology Solutions Radiology Station Lite Update Finished

The Internet Explorer security settings for Change Healthcare Radiology Solutions Radiology Station Lite have been modified.

For the new settings to take effect, it is required to close all Internet Explorer browser windows before starting Change Healthcare Radiology Solutions Radiology Station Lite.

Please close all Internet Explorer browser windows and start Change Healthcare Radiology Solutions Radiology Station Lite again.

**CHANGE**  
HEALTHCARE

12. Open Internet Explorer window and type <http://PACS.slhs.org> into the address bar

13. Have user type in their credentials (SLHS network account)



## Change Healthcare Radiology Solutions Radiology Station Lite Login

User name:

Password:

[Sign In](#)

[Change password](#)

Having problems signing in? Try our [Troubleshooting Guide](#).

Copyright 2018 Change Healthcare LLC and/or one of its subsidiaries.

**CHANGE**  
HEALTHCARE

### 14. Lite Client will now launch

#### Metadata

Author: Jeni Bradley

Email: [bradleje@slhs.org](mailto:bradleje@slhs.org)

Date Created: